

SALFORD

RC1230P | RC1630P | RC2430P

ROW CROP CULTIVATORS

SALFORD





Achieve New Levels of Speed in

CROP MANAGEMENT

Experience unmatched speed, precision, and accuracy with Salford's Precision Row Crop Cultivator. Designed with Salford's commitment to durable, high-quality equipment that is redefining performance in row crop cultivation. Featuring cutting-edge row guidance, operators can achieve speeds up to 12 mph, maximizing productivity while minimizing crop damage. Section control safeguards headlands and point rows, and adjustable down pressure zones ensure optimal row unit ground penetration, even in wheel tracks. Discover the future of row crop cultivation with the high-speed efficiency of Salford's line of Precision Row Crop Cultivators.





ROW UNIT SECTION CONTROL

Row units can lift automatically, from the outside to inside, to avoid headland rows, point rows, or ground that is already worked to reduce crop damage and improve yields.



HYDRAULIC DUAL-ZONE DOWN PRESSURE CONTROL

Control two down pressure zones from the cab. The machine has zones for tractor tracks and all other rows. The operator can set different pressures for each zone to manage row unit down pressure in various conditions.



PRECISION GUIDANCE

Follow early-stage crop rows with the on board camera system and switch to wand guidance as maturity and conditions vary.



EASILY ADJUSTABLE ROW UNIT

The row unit has many simple adjustments to the hilling shields, side sweeps and finger weeders that are either simple pin adjustments or only requiring a standard wrench.



FINGER WEEDERS

Finger weeders effectively manage weeds within crop rows without damaging plants, promoting healthy growth.



MAXIMIZING PRODUCTIVITY

Engineered to operate at speeds up to 12 mph. With specialty-designed row units and precision guidance, it ensures higher productivity, allowing you to spend less time in the field.



SIDE SHIFT

20 inches of lateral travel helps the achieve precise alignment with rows using the camera or wand guidance. Operators can fine tune the position from the in cab display.



IN CAB DISPLAY

This machine comes with a simple to use in-cab display that gives operators control for precision functions, including side shift and down pressure in each zone.



ACCURATE DEPTH CONTROL

Offering accurate, independent row unit depth control. Each row unit can be quickly adjusted to control performance. The equipped depth gauge on each row unit allows for repeatable results.



INNOVATIVE SWEEP DESIGN

The main sweep is made from highly durable material, and it's shape allows for high-speed operation without damaging crops. Engage the hilling shield to allow for late season weed management.



ADVANCED GUIDANCE & PRECISION CONTROLS

The Row Crop Cultivator is equipped with advanced technologies for outstanding accuracy and flexibility. Precision features like the side-shift adjustment, section control, and dual-zone down pressure control enhance efficiency and crop protection, making this cultivator an essential tool for maximizing agricultural productivity.



- ✓ **PRECISION ALIGNMENT**
Up to 20" of lateral travel, maintaining perfect row alignment independently from the tractor.
- ✓ **CAMERA OR WAND GUIDANCE**
The automatic side shift uses a camera for early-stage crops. As crops mature and visibility is reduced, the operator can use the wand based guidance system. Adjust the side shift manually with the 'nudge' option on the screen.
- ✓ **OPERATOR CONVENIENCE**
Precision guidance reduces manual steering, enabling operators to run up to 12 mph, focus on other tasks, and minimize fatigue.




ROW UNIT SECTION CONTROL

The row units can lift up* to avoid headland rows, point-rows or already worked ground. The control system follows a coverage map for automatic operation or can be controlled manually from in the cab.**

*Row units must lift from outside of the frame, towards middle.


** An ISOBUS compatible universal terminal with section control unlocks is required for automatic section control.



DUAL-ZONE DOWN PRESSURE CONTROL

Set two separate hydraulic row unit down pressure zones for standard rows, and track row units. Independently apply down pressure to each zone to manage row unit penetration. Adjustments can be made using the in cab control.

Salford's Precision Row Crop Cultivator delivers targeted weed management, ideal for in-season weed management in crops. With side-shift adjustment and row units designed for speeds up to 12 mph, this enhances efficiency and reduces operator fatigue. Experience Salford's precision and performance, through increased productivity and optimized yields.



ROW CROP CULTIVATOR

Salford's Precision Row Crop Cultivator delivers targeted weed management, potentially reducing or eliminating herbicide use. With precision guidance and row units designed for speeds up to 12 mph, it enhances efficiency and reduces operator fatigue. Experience Salford's precision and performance, protecting your investment and optimizing your yields.

	RC1230P	RC1630P	RC2430P
ROW SIZE	12	16	24
ROW SPACING	30 in.	30 in.	30 in.
WORKING WIDTH	30 ft.	40 ft.	60 ft.
TRANSPORT WIDTH	18 ft. 2.5 in.	23 ft. 2.5 in.	21 ft. 4 in.
HEIGHT	8 ft. 1 in.	8 ft. 10 in.	12 ft. 2 in.
FRAME SECTIONS	3	3	7
HP REQUIRED*	200+ HP	250 + HP	300+ HP
TOOLBAR GAUGE WHEELS	2	4	4
WEIGHT**	7,600 lbs.	13,000 lbs.	18,000 lbs.
SIDE SHIFT RANGE	20 in.		
SCV REQUIRED	3		
ROW UNIT			
ROW UNIT QUANTITY	13	17	25
SWEEP QUANTITY	39	51	75
ROW UNIT WIDTH	20 - 26 in.		
VERTICAL TRAVEL	18 in.		
DOWN PRESSURE ZONES	2		
SECTION CONTROL **	EQUIPPED		


NOTE: Camera guidance only operates in corn or bean crops

*Track tractors are recommended for improved stability ** Weights and dimensions may vary

***Section control unlock required for operation

BENEFITS OF ROW CROP

- Operating speed up to 12 mph (19 km/h)
- Adjustable cultivation width to 20-26 in.
- Section control equipped
- Integrated side-shift adjustment with 20 in. side shift travel
- 7 in. Touch Screen intuitive interface for machine control from the cab
- Multi-Tractor compatibility
- Spring protected sweeps for ground control
- Adjustable 2-zone row unit down pressure control
- Optimal crop clearance with 28 in. frame to ground
- Tool-free hilling shield deployment
- Equipped with 15 in. in-row finger weeders with 3 settings and spring down pressure adjustment







SCAN TO
WATCH



See our full line of products and find your local dealer at salfordgroup.com or call 1-866-442-1293

Products and specifications subject to change without notice and without liability therefore. Images may include optional equipment. Salford® is a registered trademark of Salford Group Inc. Copyright©2024 Salford Group Inc. 2024.08 # 10131963 - Literature, Row Crop Cultivator

     
@salfordgroup

SALFORD FIELD YOUR BEST



CANADA | USA